

National Diploma: Architectural Technology Application Process

Getting Started

Dear Applicant,

There are **two** parts to the application process to be considered for the Architectural Technology Diploma at Nelson Mandela University:

PART 1

The first is a general undergraduate application process that everyone coming to Nelson Mandela University needs to undertake. The process is handled by the Admission Department and is an online process which is not handled by the Department of Architectural Technology. For more information on the general application process as well as online application, please visit www.mandela.ac.za. To be considered for the Architectural Technology programme, the applicant must meet the minimum academic requirements set for the Architectural Technology diploma programme which consists of:

1. An applicant with NSC Grade 12 Mathematics or Technical Mathematics requires a minimum Applicant Score (AS) of 330.
2. An applicant with NSC Grade 12 Mathematical Literacy requires a minimum Applicant Score (AS) of 345. Language) on at least level 3 (40 - 49%)
3. NSC achievement rating of at least 45% for Mathematics or Technical Mathematics or 60% for Mathematical Literacy

PART 2

There is a limited number of places available in the course. The Department of Architectural Technology has an additional selection process which follows the Nelson Mandela University online application.

2.1 The Interview

All qualifying applicants are required to attend a selection interview at the Department of Architectural Technology at predetermined dates (**see below**). You are required to make the appointment for the interview with the Departmental Secretary and bring the complete portfolio – as set out below – with you on the day.



NELSON MANDELA

UNIVERSITY

It is advisable to attend the interview at the earliest, as there is a fixed number of seats available for admission.

International applicants who are unable to present themselves for an interview must courier the portfolio to the department. An interview can be conducted via SKYPE.

A Creative Portfolio of your works to be submitted at the interview. Applicants are required to do a drawing exercise before an interview with a panel of staff members. The brief for the portfolio is set out below.

The final selection of applicants will only be finalised after the Grade 12 results have been received by Admissions and the Department.

For general enquiries please contact the Departmental Secretary as per details above.

Interviews will take place on the dates below:

Interview Session	Day 1	Day 2
Session 1	05 June 2019 10H00	10 June 2019 10H00
Session 2	25 September 2019 10H00	26 September 2019 10H00
Session 3	25 November 2019 10H00	26 November 2019 10H00
Session 4	4 December 2019 10H00	5 December 2019 10H00
Session 5	14 January 2020 10H00	15 January 2020 10H00

2.2 The Portfolio

Creative Portfolio Requirements:



As a prospective student for the programme of Architectural Technology, you are required to present the following creative work at your interview with the staff panel.

The aim of this creative brief is to assist you in preparing the relevant drawings and documents so that the academic staff can assess your abilities and enter into a dialogue with you regarding your interest in the profession and the built environment.

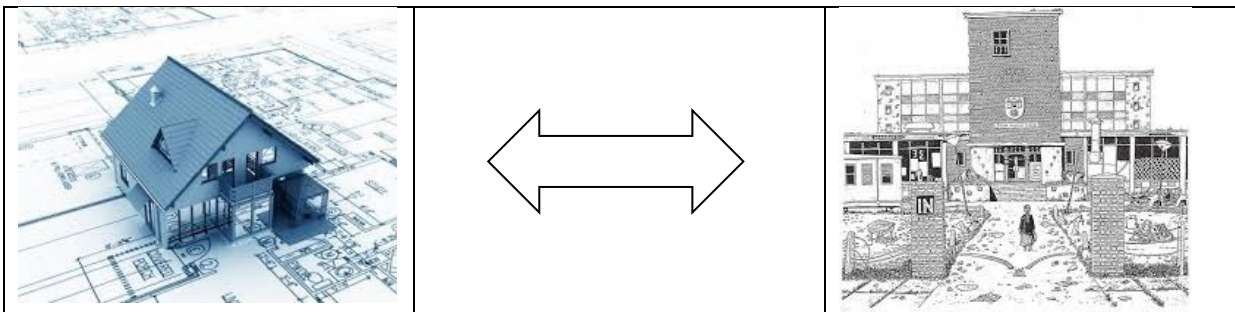
The requirements listed here are minimum requirements. You may enhance your portfolio with additional work in the form of school projects, drawings, paintings, and models.

ALL PORTFOLIOS MUST BE IN AN A3 FORMAT AND SUITABLY BOUND. YOU WILL BE ASSESSED ON THE LEVEL OF CREATIVE AND TECHNICAL DRAWING PRESENTED IN A PROFESSIONAL FORMAT.

YOU ARE ENCOURAGED TO INCLUDE ADDITIONAL CREATIVE AND TECHNICAL WORK AS WELL AS SCHOOL PROJECTS.

PROJECT 1

The aim of this project is to assess your creative imagination.




You are required to illustrate/sketch and annotate a MAP, as a graphic expression, of your route to school. This map should show landmarks, landscapes, and buildings of particular interest to you. It is also a means with which you can communicate with the lecturing staff your perception of your environment. This can be either in an A2 or A3 format. You are free to use whatever medium you feel most confident working with – pencil, pen, markers, paint, pastels, charcoal etc.

PROJECT 2

The aim of this project is twofold, to gauge your drawing skills and secondly to determine your writing skills.





As a means of illustrating in more detail buildings of interest within your town or city, you must complete a drawing or painting of TWO significant buildings which are of particular interest to you and the community.

Each building must be illustrated on a separate page and a document attached to this will briefly explain the following:

Where the building is sited/located.

What is the history of the building?

Why is this a significant building?

What is your opinion of this building?

This can be either in an A2 or A3 format. You are free to use whatever medium you feel most confident working with – pencil, pen, markers, paint, pastels, charcoal etc.

You are also required to write a brief essay about the history of this building and why you feel it is important within the context of your environment

PROJECT 3

The aim of this project is to assess your technical skills



You are required to design a compact folding table OR a chair.

Firstly explain what is the “driving idea” or concept behind your design. Then detail the form, materials, connections, and details by means of the following:

A perspective or three dimensional drawing – you may also utilize a small model

Consider the ergonomics/anthropometrics

A plan of the chair or table

Elevations



And lastly details as to how one would possibly construct the chair or table.
Be inventive! Consider unusual materials and connection details.

PROJECT 4

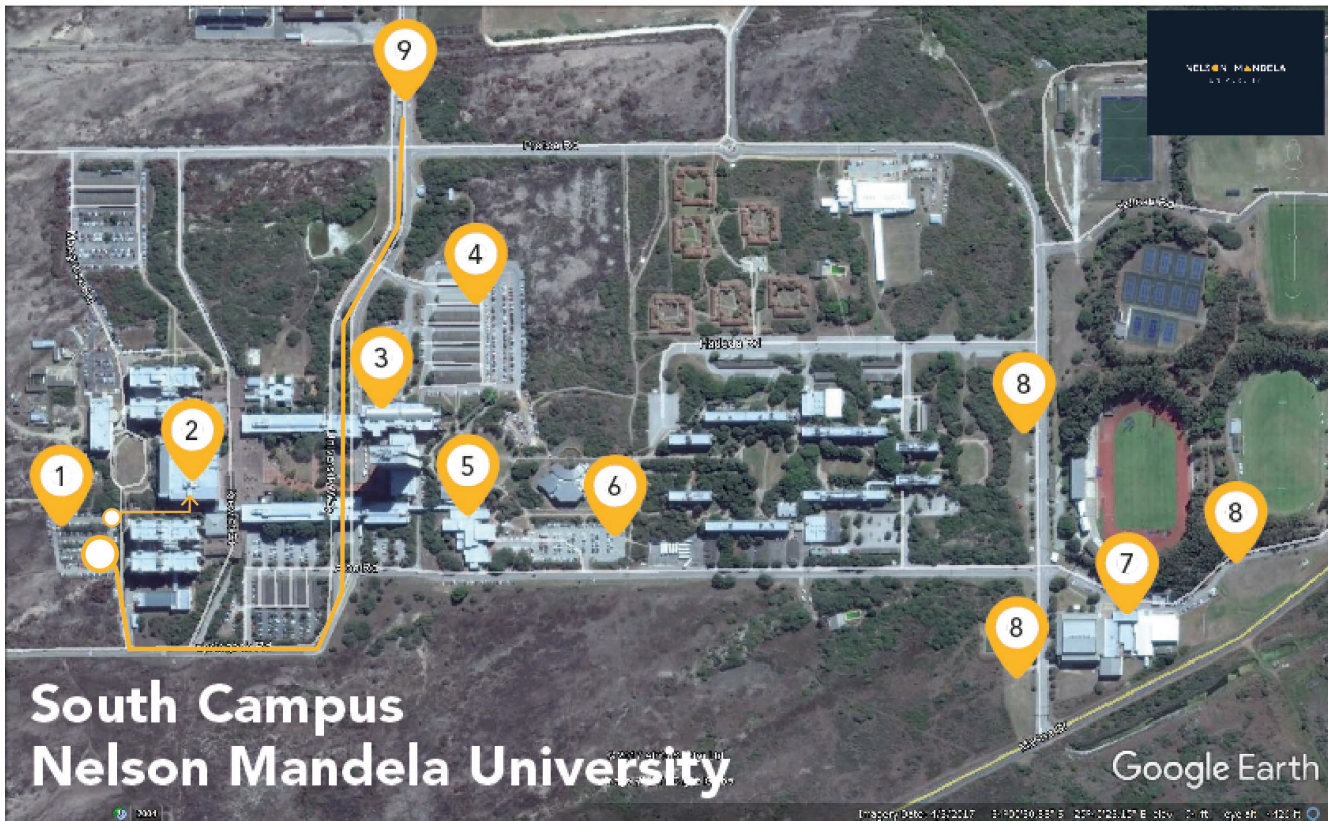
You will be required to shadow an Architect for one day to familiarise yourself with the working of an Architectural Practice. A letter of proof of this must accompany your portfolio.

ALL PORTFOLIOS MUST BE IN AN A3 FORMAT AND SUITABLY BOUND. YOU WILL BE ASSESSED ON THE LEVEL OF CREATIVE AND TECHNICAL DRAWING PRESENTED IN A PROFESSIONAL FORMAT.

YOU ARE ENCOURAGED TO INCLUDE ADDITIONAL CREATIVE AND TECHNICAL WORK AS WELL AS SCHOOL PROJECTS.



Directions to the Department of Architectural Technology, South Campus, Nelson Mandela University



- | | |
|---|--|
| 1. Architecture Parking | 6. Building 35 Parking (Can also park at Archi Parking and walk) |
| 2. Architecture Department, Building 8, Floor 2 | 7. Indoor Sport Centre (for registration) |
| 3. Main Building, Administration (Admission) and Cashiers | 8. Parkign at Indoor Centre |
| 4. Admin Building Parking | 9. Entrance to Nelson Mandela University South Campus |
| 5. Building 35 (Venue for First-Year Orientation) | |

- Take University Way in Summerstrand, off Admiralty Drive.
- Enter the University grounds (street named Guineafowl). You need to go to building 8.
- Drive past the main building. Keep on the same road as it takes a turn to the right (now street named Springbok).
- Take the 3rd turning to the right (street named Bush Buck) with directions to Physics/Chemistry building.
- Turn immediately left onto grass parking lot. Drive to furthest end and park.
- Take the red brick path between the physics building and the library. You will pass a concrete carport for 4 cars. Turn left and take the steps down into the foyer. Take the lift to the 2nd floor. Enter the School of Architecture through the wood and glass doors. Go to room **214**.



Application Timeline

1

01 April
2019 Nelson Mandela University online applications open.
www.mandela.ac.za

2

01 August
2019 Complete the general undergraduate application (first round applications) to Nelson Mandela University.
www.mandela.ac.za

3

30 September
2019 Complete the general undergraduate application (late applications) to Nelson Mandela University.
www.mandela.ac.za

4.1

05 & 10 June
2019 **Session 1: Interview opportunity** for applicants who have met the minimum requirements

4.2

25 & 26 September
2019 **Session 2: Interview opportunity** for applicants who have met the minimum requirements

4.3

25 & 26 November
2019 **Session 3: Interview opportunity** for applicants who have met the minimum requirements

4.4

4 & 5 December
2019 **Session 4: Interview opportunity** for applicants who have met the minimum requirements

4.5

14 & 15 January
2020 **Session 5: Interview opportunity** for applicants who have met the minimum requirements

