


SCHOOL OF ARCHITECTURE:
DEPARTMENT OF ARCHITECTURAL TECHNOLOGY AND
INTERIOR DESIGN.



PROGRAMME: ARCHITECTURAL TECHNOLOGY– 2015

PROSPECTIVE STUDENTS CREATIVE PORTFOLIO REQUIREMENTS:



As a prospective student for the programme of Architectural Technology you are required to present the following creative work at your interview with the staff panel either in September, November or December.

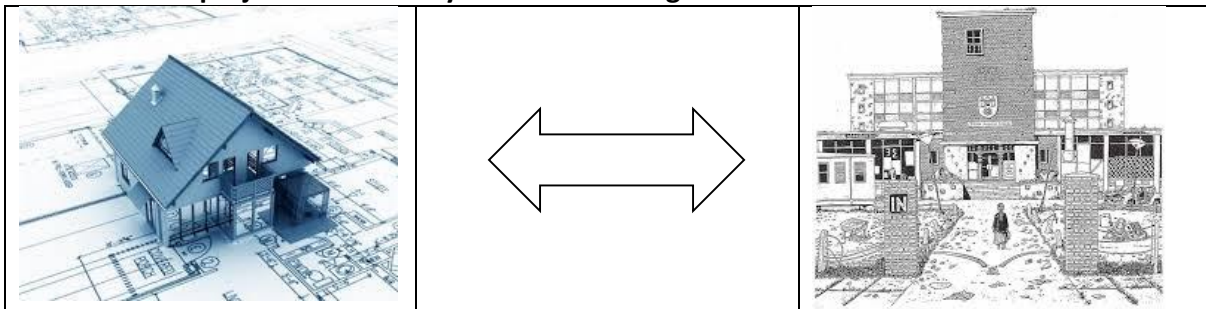
The aim of this creative brief is to assist you in preparing the relevant drawings and documents so that the academic staff can assess your abilities and enter into a dialogue with you regarding your interest in the profession and the built environment.

The requirements listed here are minimum requirements. You may enhance your portfolio with additional work in the form of school projects, drawings, paintings and models.

THE SUBMISSION MUST BE COMPLETE, BOUND AND PROFESSIONALLY PRESENTED.

PROJECT 1:

The aim of this project is to assess your creative imagination.



You are required to illustrate/sketch and annotate a MAP, as a graphic expression, of your route to school. This map should show landmarks, landscapes and buildings of particular interest to you. It is also a means with which you can communicate with the lecturing staff your perception

of your environment. This can be either in an A2 or A3 format. You are free to use whatever medium you feel most confident working with – pencil, pen, markers, paint, pastels, charcoal etc.

PROJECT 2:

The aim of this project is twofold, to gauge your drawing skills and secondly to determine your writing skills.



As a means of illustrating in more detail buildings of interest within your town or city, you must complete a drawing or painting of TWO significant buildings which are of particular interest to you and the community.

Each building will be illustrated on a separate page and a document attached to this will briefly explain the following:

- Where the building is sited/located.

What is the history of the building?

Why is this a significant building?

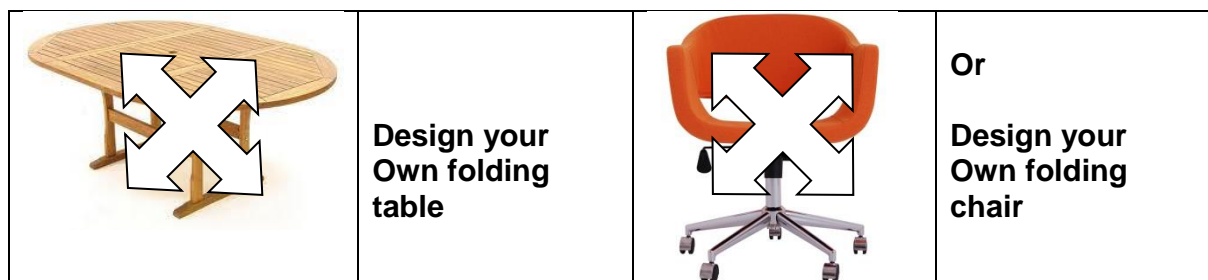
What is your opinion of this building?

This can be either in an A2 or A3 format. You are free to use whatever medium you feel most confident working with – pencil, pen, markers, paint, pastels, charcoal etc.

You are also required to write a brief essay about the history of this building and why you feel it is important within the context of your environment

PROJECT 3:

Aim of this project is to assess your technical skills



You are required to design a compact folding table OR a chair.

Firstly explain what is the “driving idea” or concept behind your design. Then detail the form, materials, connections, and details by means of the following:

- A perspective or three dimensional drawing – you may also utilize a small model

Consider the ergonomics/anthropometrics

A plan of the chair or table

Elevations

And lastly details as to how one would possibly construct the chair or table.

Be inventive! Consider unusual materials and connection details.

ASSIGNMENT 4

You will be required to shadow an Architect for one day to familiarise yourself with the working of an Architectural Practice.

ALL PORTFOLIOS MUST BE IN AN A3 FORMAT AND SUITABLY BOUND. YOU WILL BE ASSESSED ON THE LEVEL OF CREATIVE AND TECHNICAL DRAWING PRESENTED IN A PROFESSIONAL FORMAT.

YOU ARE ENCOURAGED TO INCLUDE ADDITIONAL CREATIVE AND TECHNICAL WORK AS WELL AS SCHOOL PROJECTS.